


Polarization Maintaining Optical Switch (1x1,1x2) (1310/1550nm)

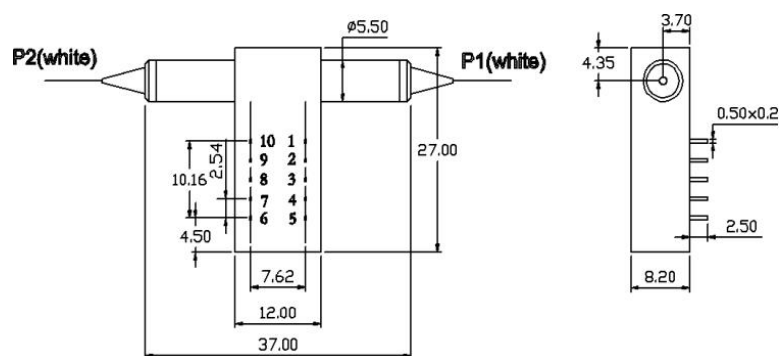
1. Features:

- Low insertion loss
- High extinction ratio
- High **crosstalk**
- Excellent environmental stability and reliability



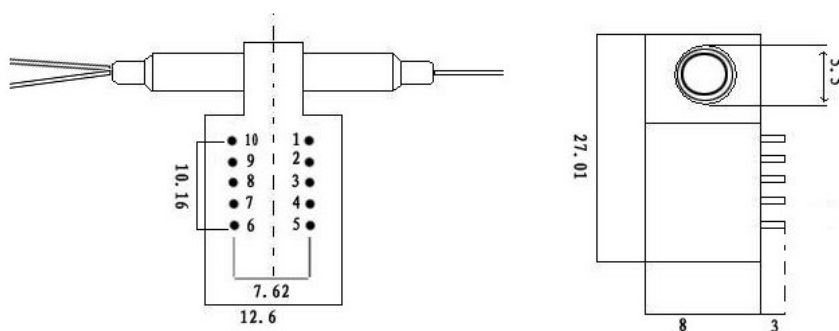
2. Applications:

- Fiber Laser
- Fiber Sensor
- Communication System
- Test Instrumentations
- Polarization maintaining optical system



3. Compliance:

- Telcordia GR-1209-CORE
- Telcordia GR-1221-CORE
- RoHS



深圳市深建通信科技有限公司

4. Specifications:

Parameter	Value	
Type	1x1, 1x2	
Wavelength (nm)	1310 or 1550	1310/1550
Insertion Loss (dB)	≤0.8(Typ 0.6)	≤1.0(Typ 0.8)
Cross Talk (dB)	≥55	≥55
Return Loss (dB)	≥55	≥55
Extinction Ratio (dB)	≥20	
Repeatability (dB)	≤±0.05	
Switch Time (ms)	10	
Lifetime (cycle)	>1,000,000	
Switch mode	Latching or Non-latching	
Storage Temperature (°C)	-40 ~ +85	
Drive Voltage (V)	5 ±0.5 DC or 5V Pulse	
Work Current (mA)	< 50	
Fiber Type	See order information	
Dimension (LxMxH) (mm)	(L)27.0×(W)12.6×(H)8.5	

*The specifications are w/o connector.

* For devices with connectors, 0.3dB higher for IL, 5dB lower for RL and 2dB lower for ER.

* For device with connector, key aligned to slow axis.

5. Electrical Drive:

Type	Optical Path	Electrical Drive		Status Sensor					
		Pin1	Pin5	Pin5	Pin10	Pin2-3	Pin3-4	Pin7-8	Pin8-9
N-latching	1-2	-	-	-	-	close	open	open	close
	1-3	V+	-	-	GND	open	close	close	open
latching	1-2	-	-	GND	V+	close	open	open	close
	1-3	V+	GND	-	-	open	close	close	open

6. Product Ordering information:

PMO SW	Type	Wavelength	Mode	Pigtail Type	Fiber Type	Length	Connector
	1x1 1x2	85=850nm 13=1310nm 15=1550nm 1315=1310/1550	L=Latching N=Non-Latching	250=250um bare fiber 900=900um loose tube	1=SMF-28e 2=50/125 3=62.5/125	1= 1m	NE=None FA=FC/APC FC=FC/UPC SA=SC/APC